




BYAS SENSATION SYSTEM

DISCOVER  
A NEW *you* 

PRODUCT INFORMATION AND USER MANUAL

by  WELLSTAR®



## BYAS SENSATION SYSTEM

Today, modern technology enables optimum skin rejuvenation results to be achieved with gentle methods that are kind to the skin and tissue. The pioneer of this Natural Skin Rejuvenation development is BYAS SENSATION.



BYAS stands for the perfect symbiosis between nature and technology.

The Bionic Youth Activating System combines the newest developments in research into natural active ingredients with the best technological and scientific findings, and always with the goal of being as simple and natural and, at the same time, as effective as possible.

The BYAS SENSATION SYSTEM combines the latest findings from worldwide health research in a holistic, highly-effective and coordinated multi-phase action concept.

This brochure is intended to help you achieve the best possible application success with the BYAS SENSATION SYSTEM.

Discover the true beauty secret of the stars. Revolutionary, highly-effective and affordable. Now also available for you.

### BYAS SENSATION



# C CONTENTS

FACE LIFTER 2	03
BYAS APPLICATION	15
BYAS SPECIAL PRODUCTS	35
BYAS 30 WEEKS PLAN	49
NOTES AND TECHNICAL SPECIFICATIONS	53
FACE LIFTER 1 BRIEF OVERVIEW	57



# THE BYAS SENSATION FACE LIFTER

FOUR TECHNOLOGIES, ONE PERFECT SYSTEM.

The BYAS Face Lifter offers you professional technology in a mobile hand-held device for convenient and highly-effective use at home. The patented MST Multi-Synchronous Technology™ of the Face Lifter combines four technologies, which have been used successfully in specialist clinics and institutes for many years.

## IONTOPHORESIS

The Face Lifter uses the iontophoresis principle, in order to transport the ionised active ingredients of the BYAS special serums, for example, the highly effective hyaluronic and amino acid complex, through to the deeper skin layers. The moisture storage capacity of the connective tissue is increased considerably and the collagen and elastin production of the fibroblasts is improved. The skin becomes soft and elastic. Small wrinkles are evened out and deeper wrinkles are reduced overall.

## EMS

In addition, the Face Lifter uses EMS (electrical muscle stimulation). EMS stimulates muscle contraction. In this way, not only are the face's wrinkles reduced but its natural modelling is also restored. The skin becomes firmed up, as the muscles are additionally strengthened and developed.

## MIKROVIBRATION

The Face Lifter combines the microvibration method, not only with iontophoresis but also with EMS applications. The microvibration method of the Face Lifter means a deep massage for the united cell structures of the skin. In addition, the overall structural cohesion of the tissue layers is improved.

## RADIOFREQUENZ

The Face Lifter uses the thermal effect generated by radio frequency waves in the tissue to remove fat deposits in the cheek, chin and neck area and therefore to remodel the natural face line. The energy frequency waves strengthen the metabolism of the fatty tissue and therefore promotes fat breakdown



FOUR TECHNOLOGIES,  
ONE PERFECT SYSTEM.



# THE BYAS SENSATION MULTI-PHASE ACTIVE SYSTEM

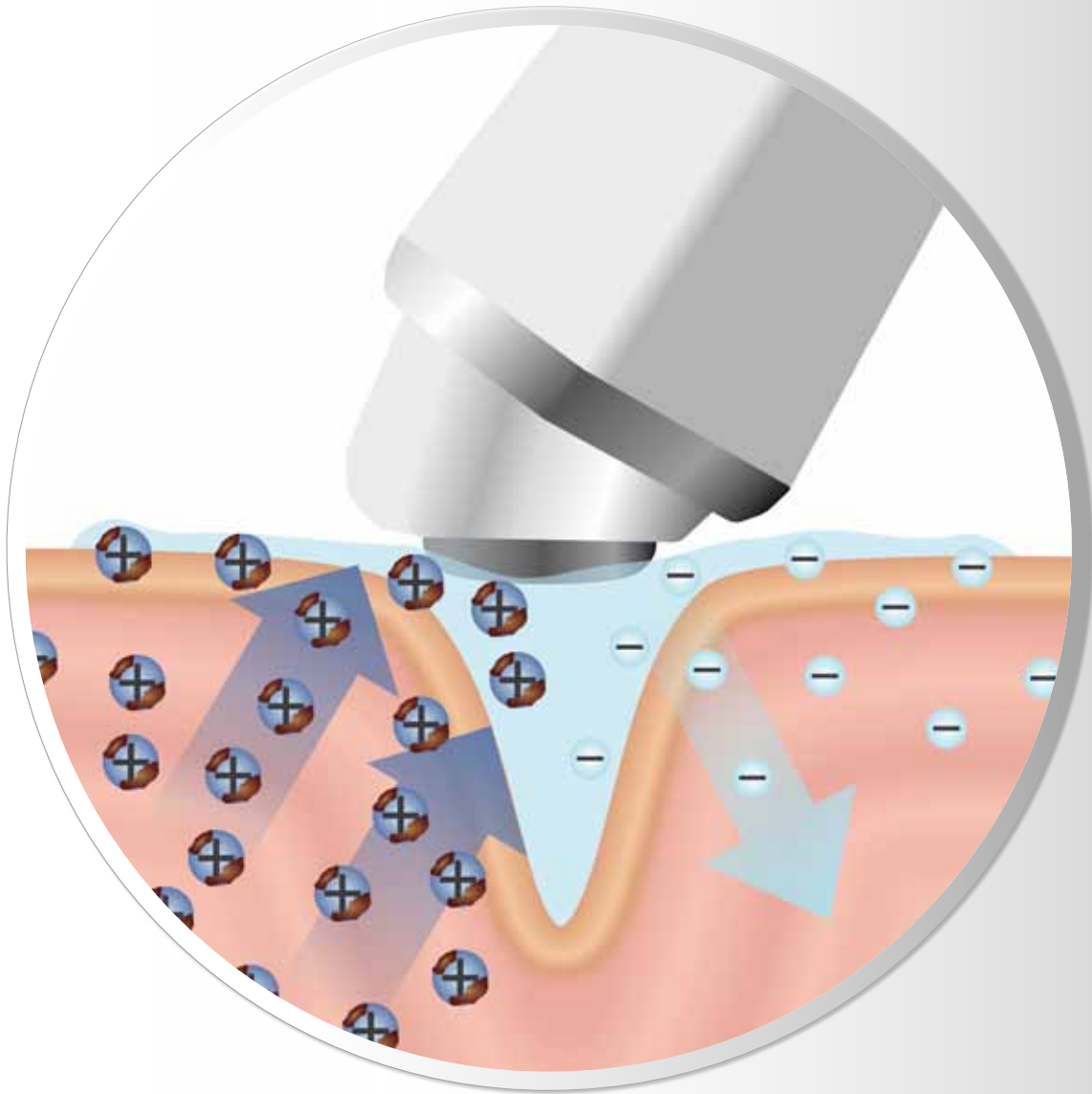
## PHASE 1:

### CLEAN & PREPARE

To make the skin ready for the introduction of the special BYAS active ingredients in the deeper skin layers, the skin is first cleaned intensively with the highly effective BYAS Purifying Detox Serum. Only now can the special BYAS active ingredients, for example, the highly effective hyaluronic and amino acid complex, release their firming up and regenerating effect there, deep under the surface.

In the BYAS SENSATION system impurities from deep below the surface reach the skin pores by means of iontophoresis, drawn to the surface of the skin as if by magnets. The intensively cleaned skin is perfectly prepared to absorb the highly effective special active ingredients.

At the same time the Face Lifter accelerates the negatively charged active ingredients of the BYAS Purifying Detox Serum into the skin by means of iontophoresis with negative galvanic current. This restores moisture to the skin, which it loses during the cleaning process.



# THE BYAS SENSATION MULTI-PHASE ACTIVE SYSTEM

## PHASE 2:

### NOURISH & SMOOTHEN

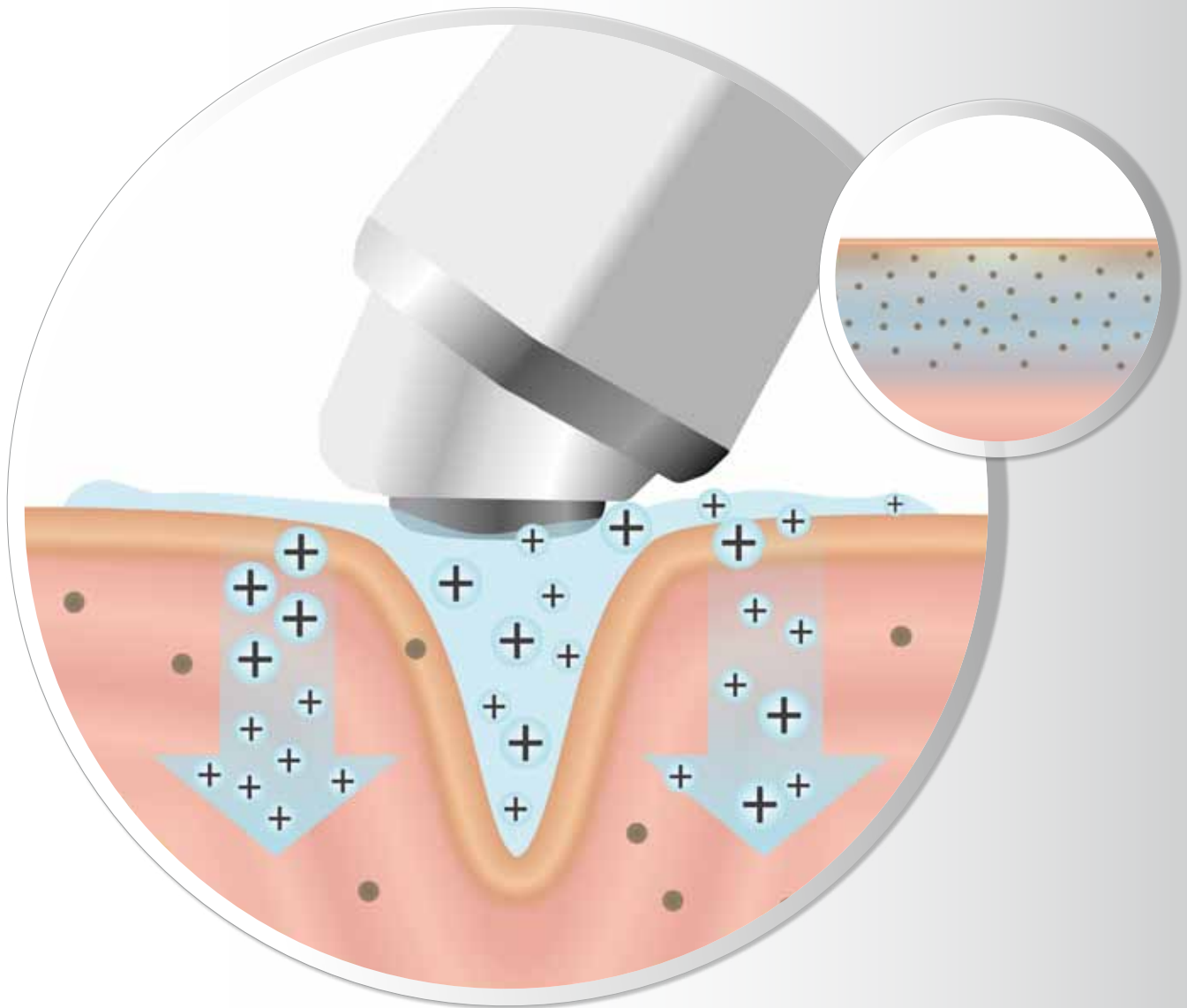
Once the skin is optimally receptive, the positively ionised, active anti-aging ingredients of the BYAS Rejuvenating Supreme Serum, i.e. the highly effective hyaluronic and amino acid complex, infiltrate the deeper skin layers with positive galvanic current by means of the iontophoresis with the Face Lifter.

The hyaluron stimulates the activity of the fibroblasts. This has the following effects: The skin becomes more elastic because the body's own production of elastin and collagen is stimulated. The skin also receives more moisture. Hyaluronic acid has the ability to bond many times its own weight in moisture.

The skin looks youthfully fresh, has a firm tone and is incredibly soft just after just a few weeks.



*Tests by the University of Washington have shown: Iontophoresis increased the number of elastin fibres by 45%.*



# THE BYAS SENSATION MULTI-PHASE ACTIVE SYSTEM

## PHASE 3:

### FIRM UP & MODEL

The older we become the more our muscles lose their strength and grease also deposits in the body's tissue. The consequence: Fatty pockets form in the cheek, chin and neck areas and the skin begins to sag.

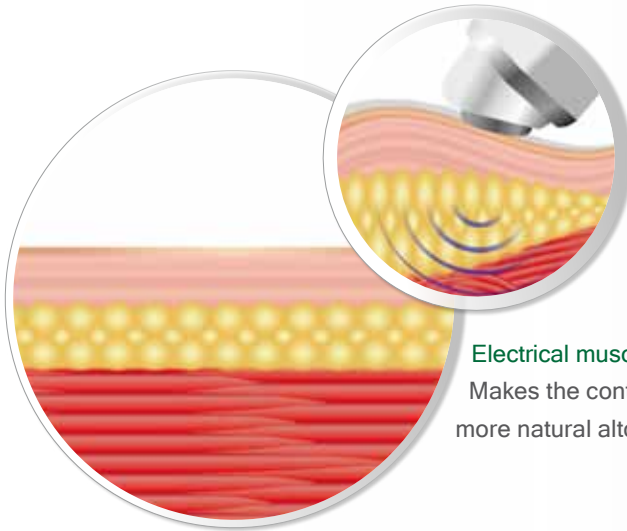
The Face Lifter strengthens flabby tissue and soft muscles through electrical muscle stimulation. Low frequency current pulses within the milliampere range, which are safe for humans, are guided directly to the muscles, which respond to them by contracting. When the pulse is "off" the muscles relax again. This targeted stimulation strengthens the face muscles and develops them. The skin above them therefore becomes firmer.

Facial fat, which is localised between the upper part of the subcutaneous fatty tissue and the lower part of the dermis, can also be broken down with the Face Lifter. The thermal effect of the radio frequency waves, which the Face Lifter emits with a frequency of 500 kHz, strengthens the overall metabolism of the fatty tissue and therefore promotes fat breakdown. Radio frequency waves, which the Face Lifter emits with a frequency of 1 MHz, also cause heating of the collagen fibres in the dermal connective tissue; this causes their protein structures to change and contract. In this way the skin above them is also made firmer.

The effect of the radio frequency waves enhances the BYAS Intense Forming Gel with its worldwide exclusive special LIPOrelease™ active ingredient complex and its particularly tissue-firming properties in a highly effective way.

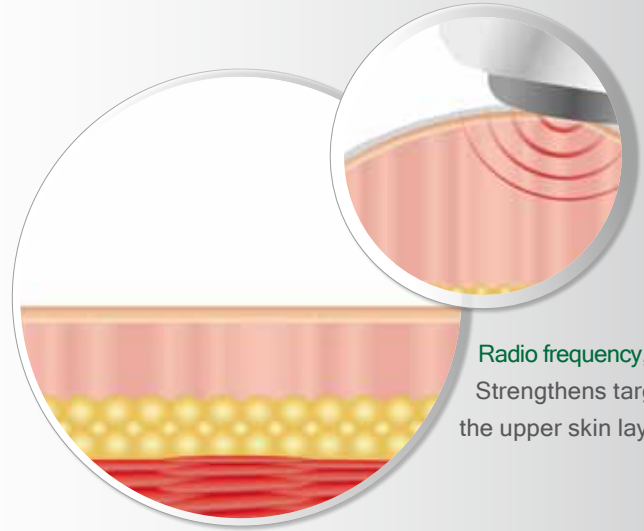


*Clinical tests conducted at the University of Galway have shown: EMS increased the muscle volume in the face by almost 20 percent on average.*



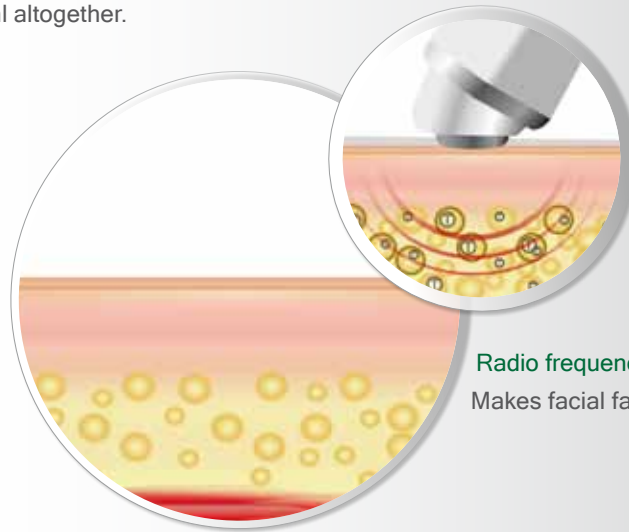
#### Electrical muscle stimulation

Makes the contours of the skin become more natural altogether.



#### Radio frequency, 1 MHZ

Strengthens targetedly the upper skin layers.



#### Radio frequency, 500 KHZ

Makes facial fat melt away.



Yale University  
School of Medicine

*Tests by Yale University of Medicine have shown: Radio frequency technology can safely and effectively help to rid the body of surplus fat.*

# THE BYAS SENSATION MULTI-PHASE ACTIVE SYSTEM

## PHASE 4:

### PROTECTION & RENEWAL

BYAS Day Creme and BYAS Night Creme, with their special combination of active marine algae ingredients ensure the perfect finish in the upper skin layers.


BYAS Day Creme gives the skin the optimum moisture finish for the day. The selected combination of marine algae also powerfully counteracts free radicals, which are generated in the skin by harmful environmental effects, e.g. UV rays.

The extraordinary active anti-aging combination of marine algae of the BYAS NIGHT CREME regenerates the skin at night. Your skin is bright and fresh in the morning.

The BYAS Beauty Mask also has outstanding care properties for the upper layers of the skin. As a highly effective remineralising mask it supplements perfectly the deep-action moisture supply of the BYAS Rejuvenating Hyaluron Supreme Serum with an extraordinarily revitalising combination of active marine algae ingredients.




*Chondrus Crispus has the property of spreading a moisture-bonding protective film on the skin. Moreover, this alga is an excellent source of vitamins, minerals and phyto-ingredients, which support the skin.*



**BYAS Ultimate Smoothing Day Creme**  
Effectively prepared to ward off environmental impact during the day with a moisture binding protective film.



**BYAS Intense Repair Night Creme**  
Regenerate perfectly over night so that your skin is radiant and fresh in the morning.



**BYAS Beauty Mask**  
Highly effective remineralisation of the upper layers of the skin.

# BRIEF OVERVIEW

FOR EASY USE OF YOUR FACE LIFTER  
HERE IS THE FIRST OVERVIEW.

The Face Lifter can be adjusted perfectly to the specific needs of your skin.

The Face Lifter has 2 iontophoresis programmes, 2 EMS programmes and 2 radio frequency programmes. The iontophoresis and EMS programmes work in parallel with the microvibration method. In all programmes you can choose between 3 intensity levels. In total, 18 programmes offer you maximum professional system care for your skin. Choose for yourself.

Carry out applications with the Face Lifter only with the special BYAS products.

1. Select iontophoresis programmes

Cleans and cares for the deep skin layers

2. Select EMS programmes

Strengthens the face muscles

3. Programme time display

Integrated timer, which ends each programme safely

4. Activation symbol

Display of the current operating status (active, standby)

5. Select programme

2 main programmes each for iontophoresis, EMS and radio frequency

6. Select RF programme

Professional technology with 500 kHz to 1 MHz for fat breakdown and firming up tissue

7. Intensity display

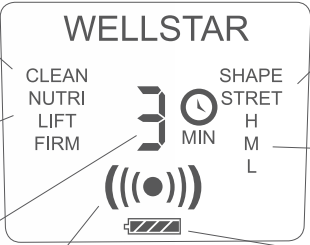
"Low", "Medium" and "High" intensity levels

8. Battery symbol

Display of the current charge state

9. Multifunction button

On/Off, pause & continue programmes select the intensity level





#### 10. Bipolar application discs

For transfer of the patented  
Multi Synchronous Technology™

#### 11. Temperature sensor

Maximum treatment safety through  
automatic cutout in case of overheating

#### 12. Base station

Do not start charging until the battery has  
fully discharged



#### Bipolar application discs

The latest generation of professional devices use two application discs positioned next to each other instead of one. The current flow necessary for iontophoresis therefore no longer has to pass through the whole body. It takes place directly between the application discs and therefore ensures more effective action and at the same time the effect on the skin is gentler.



# THE BYAS SENSATION APPLICATIONS

You should always note the following when you use the Face Lifter with the Detox Serum, the Hyaluron Serum or the LIPOrelease™ Gel.

## General instructions

Clean your skin as usual before each application. Also remove your make-up. Only then, depending on the chosen programme, do you apply one of the special BYAS serums or the special LIPOrelease™ gel, either directly on the bipolar application discs of the Face Lifter or on the area of the skin to be treated.

Treat each half of your face with the programme for 1.5 minutes, one half after the other.

Ensure that there is always sufficient serum or gel under the bipolar application discs of the Face Lifter. If necessary, increase the amount used.

If the serum is worked into the skin completely during treatment, then always use additional serum.

If your skin is very sensitive you should limit the recommended application frequency. Use the "medium" intensity level as the maximum level for your skin during the first few weeks.

## Iontophoresis / EMS applications

After you have chosen an iontophoresis or EMS programme, continue the treatment as follows:

Place the bipolar application discs of the Face Lifter on the area of the skin to be treated and guide the Face Lifter, with slow, stroking movements, from the middle of the face outwards.

## Radio frequency applications

If you have selected the radio frequency programme, always keep to the following treatment sequence:

Place the bipolar application discs of the Face Lifter on the first part of the area of the skin to be treated. Press on the skin with medium pressure for 3- 4 seconds. Then move the Face Lifter twice in a circular movement over the roughly plum-sized treatment area. Then place the application discs on the next part of the area of the skin to be treated. Repeat the whole process until you have completely treated the whole area of the skin. In this way you ensure the optimum effect of the Face Lifter when using it for radio frequency treatment of the face.

During the radio frequency treatment you do not notice any significant heat generation on your skin. This is because the radio frequency waves of the Face Lifter are especially matched to the face's skin. In this way they do not cause any excessive heat sensation in the sensitive receptors, especially those in the upper skin layers, but they nonetheless stimulate effective breakdown of subcutaneous fat deep under the skin and cause the collagen fibres in the connective tissue to become firmer.



# CLEANSING

EFFECTIVE CLEANING DEEP UNDER THE SKIN.

Iontophoresis programme 1

Product:

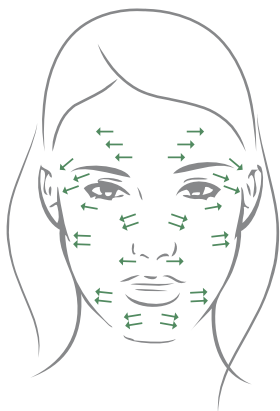
BYAS Purifying Detox Serum

Application type:

Main programme

Application duration:

3 minutes



Ensure that there is always serum under the bipolar application discs of the Face Lifter. Increase the amount of serum used, if necessary.



With the Face Lifter's cleansing programme, iontophoresis with negative galvanic current enables deep cleansing of the skin.

At the same time the negatively charged active ingredients of the BYAS Purifying Detox Serum infiltrate the skin. This restores moisture to the skin, which it loses during the cleaning process. After the application your skin becomes visibly purer and tangibly smoother.

First, apply the BYAS Purifying Detox Serum thinly onto the Face Lifter's bipolar application discs or onto the area of the skin to be treated.


The number of dispenser strokes depends on the property of your skin, in general 2 dispenser strokes per half of the face are sufficient for one treatment.

Place the bipolar application discs on the area of the skin to be treated and guide the Face Lifter, with slow, stroking movements, from the middle of the face outwards.

Treat each half of your face 1.5 minutes, one half after the other. If the serum is worked into the skin completely during treatment, then always use additional serum.

**Please note: A more generously applied amount of serum reduces the result of the cleaning.**

1. Switch on the Face Lifter using the right-hand multifunction button below the display. To switch on the device keep the button pressed for around 2 seconds.
2. Press the programme selection button on the left below the display until you have set the iontophoresis Cleansing programme (CLEAN).
3. Press the right-hand button again until you have set the required intensity level for the application.
4. Press the right-hand button for around 2 seconds to start the programme. The integrated time then starts to count backwards. The preprogrammed application time is 3 minutes.
5. You can see the programme is activated by the flashing activation symbol in the middle in the bottom part of the display.
6. You can interrupt the treatment by pressing the right-hand multifunction button again and keeping it pressed for around 2 seconds. You restart the treatment in the same way.
7. To switch off the Face Lifter after the treatment, press the right-hand button until the display goes out.



8. Then clean the two application discs carefully. Wipe off any remaining serum with a damp cloth or sponge. Do not use running water to clean!
9. Place the protective cap on the top of the Face Lifter.
10. Always wash your face carefully, also with clean, lukewarm water.
11. Then start the deep-action care with BYAS Rejuvenating Supreme Serum.

# NUTRIENT

A FIRMER, FRESHER AND SMOOTHER SKIN THANKS TO HIGHLY EFFECTIVE DEEP SKIN CARE.

Iontophoresis programme 2

**Product:**

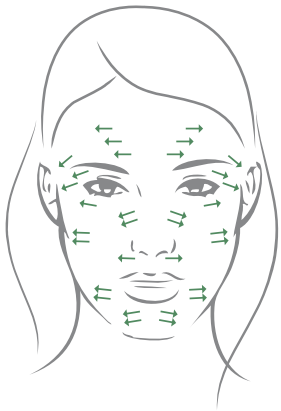
BYAS Rejuvenating Supreme Serum

**Application type:**

Main programme

**Application duration:**

3 minutes



Ensure that there is always serum under the bipolar application discs of the Face Lifter. Increase the amount of serum used, if necessary.



The Nutrient programme and the iontophoresis with positive galvanic current of the Face Lifter enable targeted, highly efficient introduction of the nutrients of the BYAS Rejuvenating Supreme Serum right into the deeper layers of the skin. This serum is extremely rich in active ingredients and is positively charged. The bimolecular hyaluronic acid supplied to the skin it regains increasingly more volume, tone and texture.

First, apply BYAS Rejuvenating Supreme Serum generously on the Face Lifter's application discs or on the area of the skin to be treated.

The number of dispenser strokes depends on the property of your skin, in general you should use at least 2 dispenser strokes of the Rejuvenating Supreme Serum to treat each half of the skin.

However, note that the hyaluronic acid content in the skin decreases with age. From the age of 45, you should use 2 - 3 strokes for each half of the face, and from the age of 60, 3 - 4 strokes for each half of the face.

Place the bipolar application discs on the area of the skin to be treated and guide the Face Lifter, with slow, stroking movements, from the middle of the face outwards.

Treat each half of your face 1.5 minutes, one half after the other. If the serum is worked into the skin completely during treatment, then always use additional serum.

1. Switch on the Face Lifter using the right-hand multifunction button below the display. To switch on the device keep the button pressed for around 2 seconds.
2. Press the programme selection button on the left below the display until you have set the iontophoresis Nutrient programme (NUTRI).
3. Press the right-hand button again until you have set the required intensity level for the application.
4. Press the right-hand button for around 2 seconds to start the programme. The integrated time then starts to count backwards. The preprogrammed application time is 3 minutes.
5. You can see the programme is activated by the flashing activation symbol in the middle in the bottom part of the display.
6. You can interrupt the treatment by pressing the right-hand multifunction button again and keeping it pressed for around 2 seconds. You restart the treatment in the same way.
7. To switch off the Face Lifter after the treatment, press the right-hand button until the display goes out.



8. Then clean the two application discs carefully. Wipe off any remaining serum with a damp cloth or sponge. Do not use running water to clean!
9. Place the protective cap on the top of the Face Lifter.
10. Wash your face, also with clean, lukewarm water.
11. Then continue your skin care with the BYAS Day Creme or BYAS Night Creme.
12. Alternatively, you can also leave the surplus serum to be absorbed into your skin and then continue with your skin care.

# LIFTING

FIRMER AND MORE STABLE SKIN THROUGH TARGETED STRENGTHENING OF THE FACE MUSCLES.

## EMS programme 1

### Product:

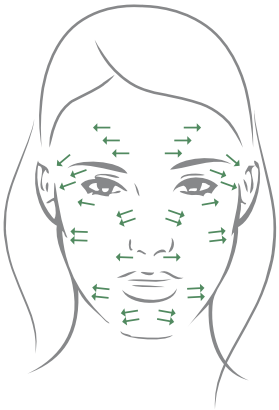
BYAS Rejuvenating Supreme Serum

### Application type:

Main programme

### Application duration:

3 minutes



Ensure that there is always serum under the bipolar application discs of the Face Lifter. Increase the amount of serum used, if necessary.



Select the EMS Lifting programme, if you want to specifically target flabby muscles and skin in the face.

The older we become the more our tissue and muscles lose strength, including in our face. The consequence: The skin in the cheek, chin and neck area begins to sag.

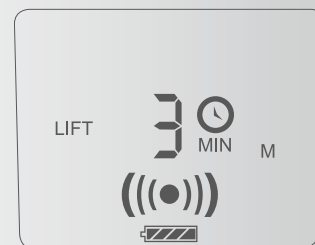
EMS stimulates the contraction of muscle fibres. In this way, you achieve targeted strengthening and build up of your muscles. More muscle volume means: Apart from wrinkle reduction your facial skin becomes firmer, your face regains its natural shape and contours.

Apply at least 2 dispenser strokes of the BYAS Rejuvenating Supreme Serum onto the bipolar application discs of the Face Lifter or the area of the skin to be treated.

Place the bipolar application discs on the area of the skin to be treated and guide the Face Lifter, with slow, stroking movements, from the middle of the face outwards.

Treat each half of your face 1.5 minutes, one half after the other. If the serum is worked into the skin completely during treatment, then always use additional serum.

1. Switch on the Face Lifter using the right-hand multifunction button below the display. To switch on the device keep the button pressed for around 2 seconds.
2. Press the programme selection button on the left below the display until you have set the EMS Lifting programme (LIFT).
3. Press the right-hand button again until you have set the required intensity level for the application.
4. Press the right-hand button for around 2 seconds to start the programme. The integrated time then starts to count backwards. The preprogrammed application time is 3 minutes.
5. You can see the programme is activated by the flashing activation symbol in the middle in the bottom part of the display.
6. You can interrupt the treatment by pressing the right-hand multifunction button again and keeping it pressed for around 2 seconds. You restart the treatment in the same way.
7. To switch off the Face Lifter after the treatment, press the right-hand button until the display goes out.



8. Then clean the bipolar application discs carefully. Wipe off any remaining serum with a damp cloth or sponge. Do not use running water to clean!
9. Place the protective cap on the top of the Face Lifter.
10. Wash your face, also with clean, lukewarm water.
11. Then continue your skin care with the BYAS Day Creme or BYAS Night Creme.
12. Alternatively, you can leave surplus serum to be drawn into your skin, but should then continue your skin care with BYAS Day Creme or BYAS Night Creme only

# FIRMING

NATURAL FACIAL CONTOURS THROUGH SLIGHT TISSUE FIRMING.

EMS programme 2

Product:

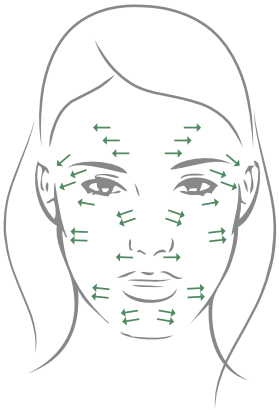
BYAS Rejuvenating Supreme Serum

Application type:

Main programme

Application duration:

3 minutes



Ensure that there is always serum under the bipolar application discs of the Face Lifter. Increase the amount of serum used, if necessary.



You should use the EMS Firming programme if you only want to slightly firm up the muscles and tissue in your face.

The older we become the more our tissue and muscles lose strength, including in our face. The consequence: The skin in the cheek, chin and neck area begins to sag.

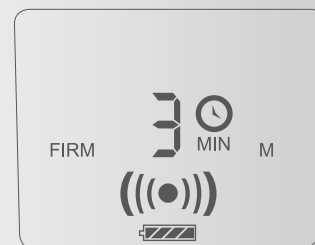
EMS stimulates the contraction of muscle fibres. In this way, you achieve targeted strengthening and build up of your muscles. More muscle volume means: Apart from wrinkle reduction your facial skin becomes firmer, your face regains its natural shape and contours.

Apply at least 2 dispenser strokes of the BYAS Rejuvenating Supreme Serum onto the bipolar application discs of the Face Lifter or the area of the skin to be treated.

Place the application discs on the area of the skin to be treated and guide the Face Lifter, with slow, stroking movements, from the middle of the face outwards.

Treat each half of your face 1.5 minutes, one half after the other. If the serum is worked into the skin completely during treatment, then always use additional serum.

1. Switch on the Face Lifter using the right-hand multifunction button below the display. To switch on the device keep the button pressed for around 2 seconds.
2. Press the programme selection button on the left below the display until you have set the EMS Firming programme (FIRM).
3. Press the right-hand button again until you have set the required intensity level for the application.
4. Press the right-hand button for around 2 seconds to start the programme. The integrated time then starts to count backwards. The preprogrammed application time is 3 minutes.
5. You can see the programme is activated by the flashing activation symbol in the middle in the bottom part of the display.
6. You can interrupt the treatment by pressing the right-hand multifunction button again and keeping it pressed for around 2 seconds. You restart the treatment in the same way.
7. To switch off the Face Lifter after the treatment, press the right-hand button until the display goes out.



8. Then clean the two application discs carefully. Wipe off any remaining serum with a damp cloth or sponge. Do not use running water to clean!
9. Place the protective cap on the top of the Face Lifter.
10. Wash your face, also with clean, lukewarm water.
11. Then continue your skin care with the BYAS Day Creme or BYAS Night Creme.
12. Alternatively, you can leave surplus serum to be drawn into your skin, but should then continue your skin care with BYAS Day Creme or BYAS Night Creme only.

# SHAPING

## TARGETED REMOVAL OF SMALL AND STUBBORN SUBCUTANEOUS FAT.

### RF programme 1

#### Product:

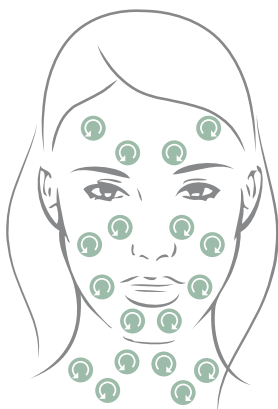
BYAS Intense Forming Gel

#### Application type:

Main programme

#### Application duration:

3 minutes



Ensure that there is always gel under the bipolar application discs of the Face Lifter. Increase amount of gel, if necessary.



Facial fat, which is localised between the upper part of the subcutaneous fatty tissue and the lower part of the dermis, can also be broken down with the Face Lifter and radio frequency waves, with a frequency of 500 kHz.

Together with the three available intensity levels: Low, Medium and High you can finely tune this RF programme to your personal needs.

The effect of the radio frequency waves enhances the BYAS Intense Forming Gel with its worldwide exclusive special LIPOrelease™ active ingredient complex and its particularly tissue-firming properties in a highly effective way.

Apply the BYAS Intense Forming Gel with its special, active body-shaping LIPOrelease™ ingredient complex generously on the area of the skin to be treated.

Place the bipolar application discs of the Face Lifter on the first part of the area of the skin to be treated. Press on the skin with medium pressure for 3- 4 seconds. Then move the Face Lifter twice in a circular movement over the roughly plum-sized treatment area. Then place the application discs on the next part of the area of the skin to be treated. Repeat the whole process until you have completely treated the whole area of the skin.

Treat each half of your face 1.5 minutes, one half after the other.

1. Switch on the Face Lifter using the right-hand multifunction button below the display. To switch on the device keep the button pressed for around 2 seconds.
2. Press the programme selection button on the left below the display until you have set the RF Shaping programme (SHAPE).
3. Press the right-hand button again until you have set the required intensity level for the application.
4. Press the right-hand button for around 2 seconds to start the programme. The integrated time then starts to count backwards. The preprogrammed application time is 3 minutes.
5. You can see the programme is activated by the flashing activation symbol in the middle in the bottom part of the display.
6. You can interrupt the treatment by pressing the right-hand multifunction button again and keeping it pressed for around 2 seconds. You restart the treatment in the same way.
7. To switch off the Face Lifter after the treatment, press the right-hand button until the display goes out.



8. Then clean the bipolar application discs carefully. Wipe off any remaining gel with a damp cloth or sponge. Do not use running water to clean!
9. Place the protective cap on the top of the Face Lifter.
10. Remove the gel from your face with a cosmetic tissue first and then always wash your face carefully, also with clean, lukewarm water.
11. Then continue your skin care with the BYAS Day Creme or BYAS Night Creme.

# STRETCHING

TARGETED FIRMING OF THE UPPER SKIN LAYERS.

RF programme 2

Product:

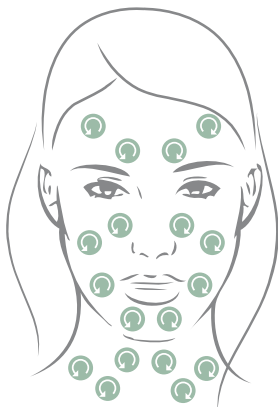
BYAS Intense Forming Gel

Application type:

Main programme

Application duration:

3 minutes



Ensure that there is always gel under the bipolar application discs of the Face Lifter. Increase the amount of gel used, if necessary.



Radio frequency waves, which the Face Lifter emits with a frequency of 1 MHZ, cause heating of the collagen fibres in the dermal connective tissue; this causes their protein structures to change and contract.


The effect of the radio frequency waves enhances the BYAS Intense Forming Gel with its worldwide exclusive special LIPOrelease™ active ingredient complex and its particularly tissue-firming properties in a highly effective way.

Apply the BYAS Intense Forming Gel with its special, active body-shaping LIPOrelease™ ingredient complex generously on the area of the skin to be treated.

Place the bipolar application discs of the Face Lifter on the first part of the area of the skin to be treated. Press on the skin with medium pressure for 3- 4 seconds. Then move the Face Lifter twice in a circular movement over the roughly plum-sized treatment area. Then place the application discs on the next part of the area of the skin to be treated. Repeat the whole process until you have completely treated the whole area of the skin.

Treat each half of your face 1.5 minutes, one half after the other.

1. Switch on the Face Lifter using the right-hand multifunction button below the display. To switch on the device keep the button pressed for around 2 seconds.
2. Press the programme selection button on the left below the display until you have set the RF Stretching programme (STRET).
3. Press the right-hand button again until you have set the required intensity level for the application.
4. Press the right-hand button for around 2 seconds to start the programme. The integrated time then starts to count backwards. The preprogrammed application time is 3 minutes.
5. You can see the programme is activated by the flashing activation symbol in the middle in the bottom part of the display.
6. You can interrupt the treatment by pressing the right-hand multifunction button again and keeping it pressed for around 2 seconds. You restart the treatment in the same way.
7. To switch off the Face Lifter after the treatment, press the right-hand button until the display goes out.



8. Then clean the bipolar application discs carefully. Wipe off any remaining gel with a damp cloth or sponge. Do not use running water to clean!
9. Place the protective cap on the top of the Face Lifter.
10. Remove the gel from your face with a cosmetic tissue first and then always wash your face carefully, also with clean, lukewarm water.
11. Then continue your skin care with BYAS Day Creme or BYAS Night Creme.

# PROTECTION & CARE

BEING PERFECTLY PROTECTED DURING THE DAY WITH THE EXCLUSIVE FORMULA OF MARINE ALGAE AGENTS.

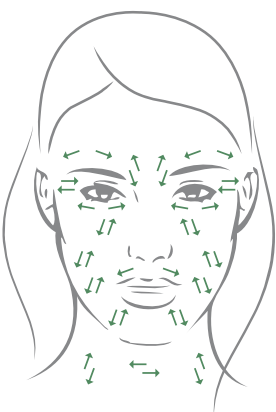
## Product:

BYAS Day Creme

Ultimate Smoothing Algae Formula

## Application frequency:

Daily in the morning




Within the BYAS system your skin also receives special daily protection for the upper layers.

With the BYAS Day Creme the moisture balance in your epidermis is controlled effectively, and harmful free radicals, which form in the skin each day, are counteracted powerfully. Finally, the BYAS Day Creme spreads a special protective film over your skin and prevents it from drying out during the day.

After you have opened the jar remove the protective cover. Avoid using your fingers to remove the cream, this helps to keep it in a hygienic, contamination-free condition. Use a clean spatula instead.

After removing the BYAS Day Creme from the jar, spread it on your face. Clean the spatula used with a cloth or wash it off with water.

The BYAS Day Creme is very rich. On average, a hazelnut-sized portion is sufficient cream for the whole face. Your skin changes depending on lifestyle, age and season. It may therefore be advisable to gradually use more cream. If you have applied too much cream on your face, simply remove it with a cosmetic tissue.



# REGENERATION & CARE

PERFECTLY REGENERATING DURING THE NIGHT WITH THE EXCLUSIVE FORMULA OF MARINE ALGAE AGENTS.

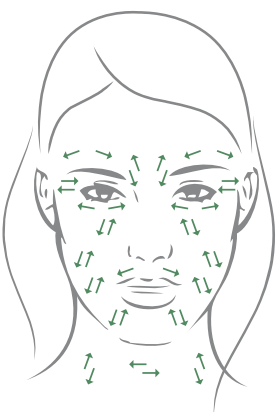
## Product:

BYAS Night Creme

Intense Repair Algae Formula

## Application frequency:

Daily in the evening



Within the BYAS system the upper layers of your skin are also optimally prepared for the night.

The BYAS Night Crème's extraordinary combination of active anti-aging marine algae activates the cell renewal processes of your skin, so that it looks luminous and fresh when you get up in the morning.

After you have opened the jar remove the protective cover. Avoid using your fingers to remove the cream, this helps to keep it in a hygienic, contamination-free condition. Use a clean spatula instead.

After removing the BYAS Day Night from the jar, spread it on your face. Clean the spatula used with a cloth or wash it off with water.

**The BYAS Night Creme is very rich. On average, a hazelnut-sized portion is sufficient cream for the whole face.**

Your skin changes depending on lifestyle, age and season. It may therefore be advisable to gradually use more cream. If you have applied too much cream on your face, simply remove it with a cosmetic tissue.

BYAS Night Creme has a thicker texture. It is possible that after you have rubbed in the cream a light film remains on your skin, but it disappears after the cream has been absorbed completely into your skin.



# REMINERALISING & CARE

ADDITIONAL INTENSIVE SUPPLY WITH THE EXCLUSIVE, ACTIVE MARINE ALGAE INGREDIENT FORMULA.

## Product:

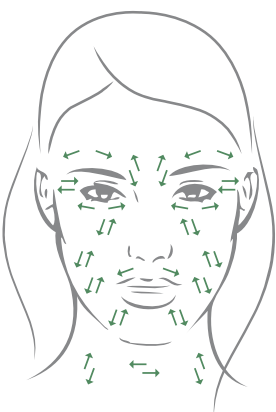
BYAS Beauty Mask

## Application type:

Additional care

## Application frequency:

1x to 2x per week  
on treatment-free days



The BYAS Beauty Mask has outstanding care properties for the upper layers of the skin. In this way it complements perfectly the deep-action moisture supply with BYAS Rejuvenating Hyaluron Supreme Serum.

Start the intensive care with the BYAS Beauty Mask by preparing your skin first so that it is absorbent. To do this, for example, simply place a cloth moistened with warm water on your face for several minutes. This "opens" your skin. Then clean your skin as usual.


After you have opened the jar remove the protective cover. Avoid using your fingers to remove the mask; this helps to keep it in a hygienic, contamination-free condition. Use a clean spatula instead.

After removing the BYAS Beauty Mask from the jar, spread it on your face. Leave out the mouth and eye areas.

Leave the mask to take effect for around 15 - 25 minutes, until it is completely dry. Remove the remains of the mask from your face, preferably with a damp sponge or wash it off with lukewarm water.

Clean the spatula used with a cloth or wash it off with water.

After removing the face mask, continue your skin care with BYAS Day Creme or BYAS Night Creme.



# THE BYAS SENSATION PRODUCTS

THE BYAS SENSATION FACE LIFTER AND THE BYAS SENSATION SPECIAL CARE PRODUCTS ARE PERFECTLY MATCHED WITH EACH OTHER.





# THE BYAS PURIFYING DETOX SERUM

DEEP PORE CLEANING.

The outstanding BYAS care system is based on the perfect interaction of active ingredients and the ways in which they act.

The Face Lifter uses the tried and tested active concept of iontophoresis by means of galvanic current to channel the special active ingredients of the BYAS serums into the deeper regions of the skin.

## SPECIAL, HIGHLY EFFECTIVE ACTIVE INGREDIENTS

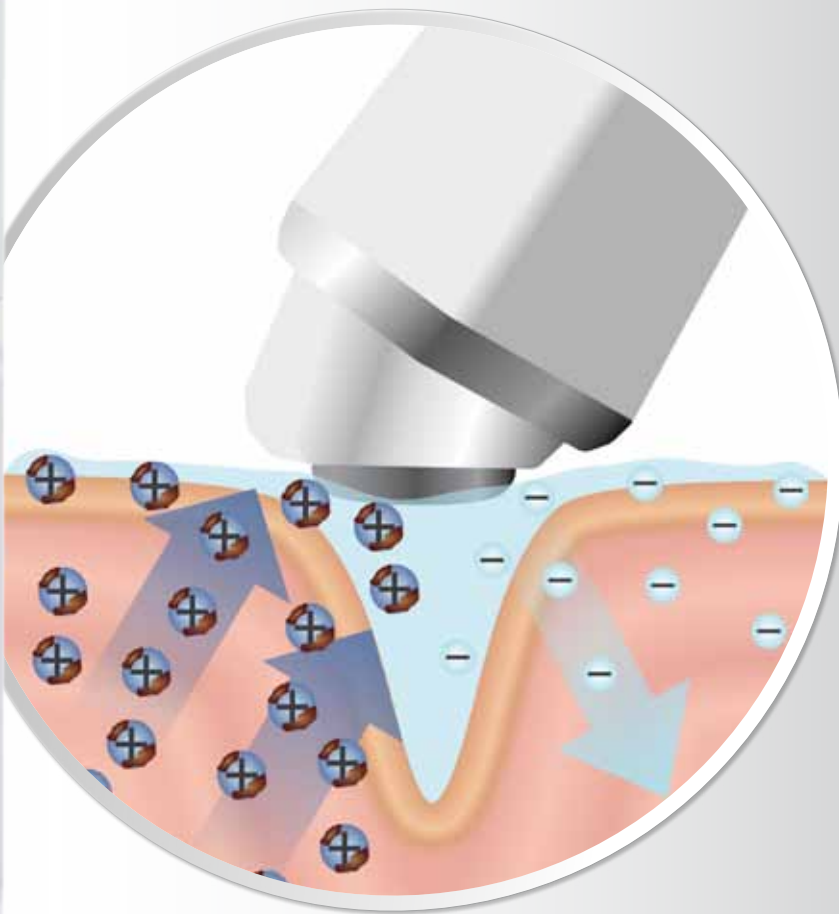
### Fucus Vesiculosus Extract

Brown algae extract, which has a stimulating effect on the collagen production of fibroblasts and improves the elasticity of the skin.

### NMF Factors

The addition of NMF-affine substances (NMF factors) strengthens moisture bonding in the skin, makes it supple and keeps it flexible. NMF is a moisture-bonding complex in the epidermis, which is capable of keeping water in the keratin on the surface of the epidermis.





## BYAS PURIFYING DETOX SERUM

Effective intensive cleaning deep into the pores. The skin becomes visibly cleaner and feels smoother.



# BYAS REJUVENATING SUPREME SERUM

HIGH-QUALITY SKIN CARE.

The BYAS Supreme Rejuvenating Serum activates a firming and regenerating effect deep in the skin through its extremely rich combination of active anti-aging ingredients

## BI-MOLECULAR HIGH-TECH SERUM

The hyaluronic acid contained in the BYAS Rejuvenating Supreme Serum has a purely plant origin (natural or organic hyaluronic acid). The serum contains both high-molecular and low-molecular hyaluronic acid. The different molecule sizes ensure that the hyaluron reaches more extensive areas of skin: the small hyaluron molecules penetrate into the deep skin layers, the large molecules ensure that the moisture is bonded in the upper layers of the skin. The finely balanced combination also ensures that the serum has a pleasantly smooth consistency.

## HIGHLY EFFECTIVE SPECIAL INGREDIENTS



### Bimolecular Hyaluronic Acid

bonds many times its own weight in moisture, stimulates fibroblast production and therefore formation of the body's own natural collagen, lends the skin suppleness, has an extraordinary anti-wrinkle effect.



### Amino Acids (Prolin, Arginin, Alanin, Serin)

strengthen the NMF and therefore moisture bonding in the skin (Natural Moisturising Factor: water-bonding mixture of substances in the epidermis), contributes to the renewal and reconstruction of collagen and elastin, promotes protein formation (protein plays a major role in skin generation, as collagen is based on protein blocks)



### Bioflavonoids

supply the skin with bioactive ingredients, act for example against oxidative skin stress (e.g. against damage caused by UV rays, "photoaging"), strengthen, for example, the vessel walls of capillaries, therefore reducing the possibility that they can distend and therefore preventing unwanted skin reddishness or red skin blemishes and blotches (couperose).



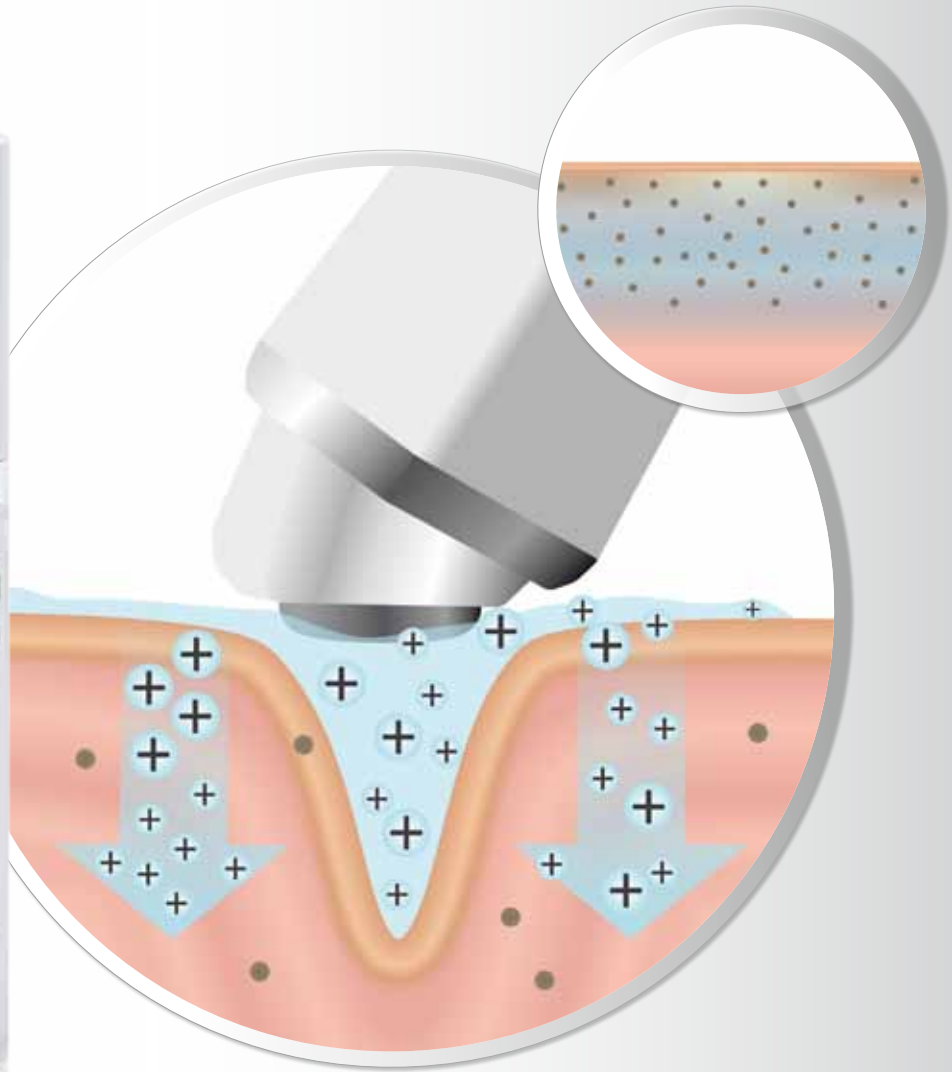
### Fibrostimulin

increases the density of collagen fibres and fibroblasts, enhances cell regeneration



### Lactic Acid

outstanding peeling properties, reduces skin lines, small wrinkles and age spots, improves the skin structure.



## BYAS REJUVENATING SUPREME SERUM

Effective supply in the deeper skin layers for more elasticity, volume and beauty.



## BYAS DAY CREME

Every day, effectively prepared to ward off environmental impact during the day.



# THE BYAS ULTIMATE SMOOTHING DAY CREME

OPTIMALLY PROTECTED WITH THE EXCLUSIVE COMBINATION  
OF MARINE ALGAE AGENTS.

Within the BYAS system your skin also receives special daily protection for the upper layers.

BYAS Day Creme controls effectively the moisture balance in your epidermis.

Your skin then receives a special protective film with BYAS Day Creme and is therefore protected against drying out during the day.



## SPECIAL HIGHLY EFFECTIVE ACTIVE INGREDIENTS FOR YOUR SKIN PROTECTION



### ALFA-MARIS complex™

especially developed nutrient complex, particularly rich in vitamins and minerals, with an intensive antioxidant effect, promotes collagen and elastin synthesis, makes the skin firmer



### Pelvetia Canaliculata Extract

brown algae extract with an intensive antioxidant effect.



### Chondrus Crispus Extract

red algae extract, rich in polysaccharides, "natural lifting" through moisture-bonding protective film, immediate smoothing and firming effect, reduces fine lines on the surface of the skin.



### Alaria Esculenta Extract

brown algae extract, rich in essential fatty acids (Omega-3, Omega-6), enhances the natural barrier function of the skin against moisture loss, improves skin elasticity by inhibiting the breakdown of collagen fibres.



### Eryngium Maritimum Extract

marine thistle extract with regenerating properties, protects the skin from free radicals, stimulates collagen and elastin synthesis, improves the skin texture and tone.

# THE BYAS INTENSE REPAIR NIGHT CREME

EFFECTIVELY CARED WITH THE EXCLUSIVE COMBINATION  
OF MARINE ALGAE AGENTS.

In the BYAS system the upper layers of your skin are also cared for effectively during the night.

The extraordinary combination of anti-aging active algae in BYAS Night Creme stimulates the cell renewal processes of your skin so that it is radiant and fresh when you get up.

## SPECIAL HIGHLY EFFECTIVE ACTIVE INGREDIENTS

### Plankton Extract

provides the skin with a rich supply of trace elements and minerals and stimulates regeneration processes.

### Crambe Maritima Leaf Extract

enhances the natural skin protection system.

### ALFA-MARIS complex™

especially developed nutrient complex, particularly rich in vitamins and minerals, with an intensive antioxidant effect, promotes collagen and elastin synthesis, makes the skin firmer.

### Chondrus Crispus Extract


red algae extract, rich in polysaccharides, "natural lifting" through moisturising protective film, rapid smoothing and firming effect, reduces fine lines on the surface of the skin.

### Alaria Esculenta Extract

brown algae extract, rich in essential fatty acids (Omega-3, Omega-6), enhances the natural barrier function of the skin against moisture loss, improves skin elasticity by inhibiting the breakdown of collagen fibres.



*Chondrus Crispus has the property of spreading a moisture-bonding protective film on the skin. Moreover, this alga is an excellent source of vitamins, minerals and phyto-ingredients, which support the skin.*



## BYAS NIGHT CREME

Regenerate perfectly over night so that your skin is radiant and fresh in the morning.



# BYAS BEAUTY MASK

TAKE EFFECTIVE ACTION AGAINST HARMFUL EFFECTS ON THE SKIN

The BYAS Beauty Mask is a highly effective remineralising mask, which in the holistic BYAS multi-phase active system enhances intensive care of the upper layers of the skin with an extraordinarily revitalising and anti-aging active combination of marine algae ingredients.

## SPECIAL HIGHLY EFFECTIVE ACTIVE INGREDIENTS

### Chondrus Crispus Extract

red algae extract, rich in polysaccharides, "natural lifting" through moisturising protective film, increases the moisture concentration in the upper layers of the skin (epidermis).

### Alaria Esculenta Extract

brown algae extract, rich in essential fatty acids (Omega-3, Omega-6), enhances the natural barrier function of the skin against moisture loss.

### Maris Limus Extract

extract made of marine sediments, extremely rich in natural minerals, vitamins and trace elements, ensures effective remineralising of the skin so that metabolic processes are controlled and the skin's absorbercy for active ingredients is improved.



### Allantoin

plant based protein complex, whose keratolytic properties (peeling effect) have a clarifying effect on the outermost skin layer by removing keratinocytes.

### Saccharum Officinarum Extract (Sugar Crane Extract)

sugar cane extract, acts against bacteria, which cause skin impurities, increases the water content in the skin.

## BYAS BEAUTY MASK

Highly effective remineralisation of the upper layers of the skin with concentrated natural minerals, vitamins and trace elements.



The BYAS Beauty Mask is free from parabens, mineral oil, propylene glycol and phthalates.



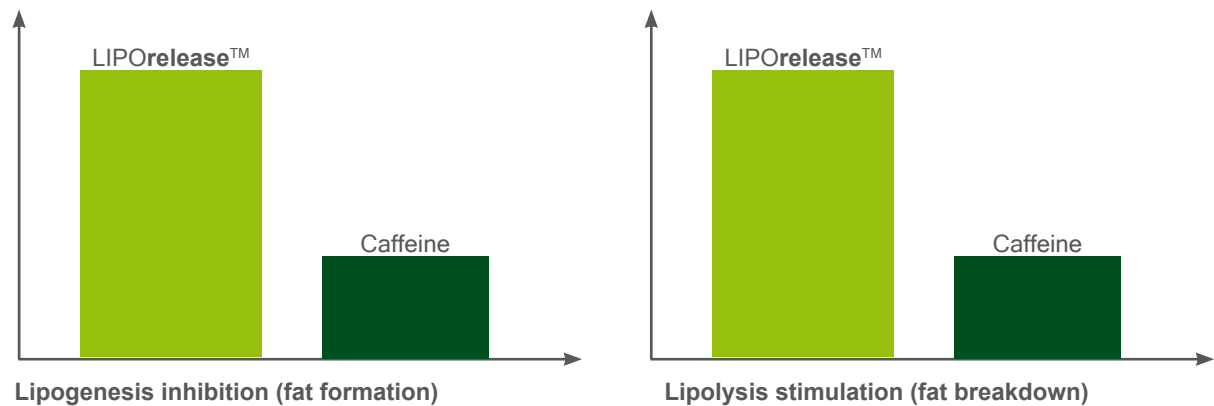
# BYAS INTENSE FORMING GEL

OPTIMALLY ENHANCE THE RF EFFECT OF THE FACE LIFTER.

Together with international experts for special, active tissue-forming ingredients, the WellStar-exclusive, highly innovative BYAS Intense Forming Gel has been developed especially for the Face Lifter and the BYAS SENSATION system. The gel's exclusive special LIPOrelease™ active ingredient complex enhances the breakdown of subcutaneous fat in a unique way.

## SPECIAL HIGHLY EFFECTIVE ACTIVE INGREDIENTS

Special LIPOrelease™ active ingredient complex contains a highly effective combination of an extraordinarily active tissue-forming red algae extract and a special amino acid complex, acts like a catalyst that effectively enhances the effect of the Face Lifter.



## PARTICULARLY EFFECTIVE TISSUE FIRMING

Compared with the star performer in Tissue Forming, pure caffeine, the LIPOrelease™ ingredients acting at intercellular level achieve almost twice the fat formation inhibiting effect (lipogenesis) and equally, have almost twice the stimulating effect on the breakdown of fats (lipolysis).



## BYAS INTENSE FORMING GEL

Enhances effectively the effect of the Face Lifter like a catalyst.

# THE BYAS SENSATION 30-WEEK PLAN

## WEEK 1 – 8.

You can see the initial success achieved with the BYAS SENSATION system after only a short time. However, long-term improvements take time, especially until, for example, the hyaluron depots in your skin are completely refilled and stressed skin regenerates.

Initial situation	Programmes / Care		
<p>The body's own hyaluronic acid is the skin's moisture store. It stabilizes elastic and collagen fibres and protects the cells from free radicals. However, the body's own production of hyaluronic acid starts to decrease from the age of 25. As a consequence, the elasticity and water-storage capacity of the skin recede. The surface of the skin also becomes more large-pored and wrinkles result.</p> <p>In order to counteract the continuous reduction of hyaluronic acid in the skin and to slowly redevelop the hyaluron depot, we recommend regular treatment with the BYAS SENSATION system during the first 8 weeks. This also includes daily care with the BYAS marine algae creams and additional care with the BYAS Beauty Mask.</p>	CLEAN	4x/week	3 min.
	NUTRI	4x/week	3 min.
	LIFT / FIRM	2x/week	3 min.
	SHAPE / STRET	2x/week	3 min.
	Remineralisation	1-2x/week	
	Protection	daily	
	Renewal	daily	
<p>Carry out iontophoresis applications (CLEAN / NUTRI) on days on which you do not carry out any EMS or RF applications.</p> <p><b>If your skin is very sensitive you should limit the recommended application frequency. Use the "medium" intensity level as the maximum level for your skin during the first few weeks. If your skin reacts to applications, seek medical advice as a precaution.</b></p>			

Therefore, base your applications on the BYAS 30 week plan to achieve the best possible application success. This way you achieve a youthfully fresh and fantastic appearance in just a few weeks. Discover a new you. With BYAS SENSATION.

Product	Effect
Face Lifter + BYAS Purifying Detox Serum Face Lifter + BYAS Rejuvenating Supreme Serum Face Lifter + BYAS Rejuvenating Supreme Serum Face Lifter + BYAS Intense Forming Gel	<p>Your skin circulation improves immediately after the first combined application of intensive cleaning, intensive care and subsequent care finish and your skin looks more radiant and rosy.</p> <p>In the first few weeks the deep-action cleansing of the skin can cause some small pimples or spots to occur.</p>
BYAS Beauty Mask BYAS Day Creme BYAS Night Creme	
	

# THE BYAS SENSATION 30-WEEK-PLAN

## WEEK 9 – 30.

Maintain your daily care with BYAS marine algae creams for a perfect finish in the upper layers of the skin and additional care with the BYAS Beauty Mask.

Initial situation	Programmes / Care		
If you are around 30 years old, your hyaluron depot is now slowly refilled. It is sufficient if you now continue the hyaluron application with the BYAS SENSATION system including prior cleaning 2x per week, to achieve application success. You can treat particularly deep wrinkles more often.	CLEAN	2x/week	3 min.
	NUTRI	2x/week	3 min.
	LIFT / FIRM	1x/week	3 min.
	SHAPE / STRET	1x/week	3 min.
As someone over the age of 40, refilling your hyaluronic acid depot takes a little longer. At this age your skin now contains only 50 - 60% of its original quantity of hyaluronic acid. We recommend that you use the hyaluron application with the BYAS SENSATION system with cleaning beforehand 3x per week.	CLEAN	3x/week	3 min.
	NUTRI	3x/week	3 min.
	LIFT / FIRM	2x/week	3 min.
	SHAPE / STRET	2x/week	3 min.
As someone aged over 60, refilling your hyaluronic acid depot takes significantly longer. At this age your skin only contains around 10 % of its original quantity of hyaluronic acid. We recommend that you continue the combined use of cleansing and care with the BYAS SENSATION system regularly, 3 - 4x per week initially.	CLEAN	4x/week	3 min.
	NUTRI	4x/week	3 min.
	LIFT / FIRM	2x/week	3 min.
	SHAPE / STRET	2x/week	3 min.

If your skin reacts to applications, seek medical advice as a precaution.

Product	Effect												
Face Lifter + BYAS Purifying Detox Serum Face Lifter + BYAS Rejuvenating Supreme Serum Face Lifter + BYAS Rejuvenating Supreme Serum Face Lifter + BYAS Intense Forming Gel	<p><b>Congratulations!</b></p> <p>Your hyaluron depots are now refilled, your skin is firmer thanks to the strengthening of its muscles and fat deposits in the cheek, chin and neck areas are reduced.</p>												
Face Lifter + BYAS Purifying Detox Serum Face Lifter + BYAS Rejuvenating Supreme Serum Face Lifter + BYAS Rejuvenating Supreme Serum Face Lifter + BYAS Intense Forming Gel	<p>Large pores become smaller. The skin complexion becomes significantly finer. Smaller wrinkles disappear. The depth of large wrinkles gradually reduces. Your skin is more radiant and fresh. You look years younger.</p> <p><b>After the first 30 weeks:</b></p> <p>From now on it is sufficient if you carry out applications with the BYAS SENSATION system as follows:</p> <table><tr><td>CLEAN</td><td>2x/week</td><td>3 min.</td></tr><tr><td>NUTRI</td><td>2x/week</td><td>3 min.</td></tr><tr><td>LIFT / FIRM</td><td>1x/week</td><td>3 min.</td></tr><tr><td>SHAPE / STRET</td><td>1x/week</td><td>3 min.</td></tr></table>	CLEAN	2x/week	3 min.	NUTRI	2x/week	3 min.	LIFT / FIRM	1x/week	3 min.	SHAPE / STRET	1x/week	3 min.
CLEAN	2x/week	3 min.											
NUTRI	2x/week	3 min.											
LIFT / FIRM	1x/week	3 min.											
SHAPE / STRET	1x/week	3 min.											
Face Lifter + BYAS Purifying Detox Serum Face Lifter + BYAS Rejuvenating Supreme Serum Face Lifter + BYAS Rejuvenating Supreme Serum Face Lifter + BYAS Intense Forming Gel													



# WARNINGS

TO USE THE FACE LIFTER PROPERLY, PLEASE NOTE THE FOLLOWING IMPORTANT INSTRUCTIONS.

- Before using the Face Lifter, remove all metallic jewellery (rings, piercings, etc.).
- The Face Lifter should not be used near shortwave and microwave therapy devices or mobile high-frequency devices (e.g. mobile phones), as these can cause fluctuations in the output values. The distance should be at least 1 meter.
- Only use the special BYAS products for treatment with the Face Lifter. The special ionised BYAS serums and the BYAS Face Lifter are especially matched to each other. Only through this special interaction can the deep infiltration of the special amino and hyaluron active ingredient complex be achieved. It is not possible to achieve this effect with other products (cosmetics, pharmaceuticals, etc.), which are not specifically ionized. In the case of RF applications only the BYAS special gel with the active LIPOrelease™ ingredient complex acts like a catalyst to enhance the effect of the Body Lifter. This is not possible if other gels are used, which do not have these special fat-formation inhibiting and fat breakdown stimulating properties.
- Ensure that there is always sufficient serum or gel under the bipolar application discs of the Face Lifter, to avoid possible skin irritations. Increase the quantity used if necessary. You must increase the quantity of gel used, especially if the skin is especially sensitive to the heat generated during the RF treatment.
- The serums and gels are solely intended for external use on the skin.
- Avoid contact of serum, gel and the bipolar application discs of the Face Lifter with the eyeballs, eyelids and mucous membranes.
- In the case of EMS and RF programmes, keep to 2 treatment days per week. In addition, one treatment free day should lie between them.
- Use iontophoresis treatments (programmes: CLEAN, NUTRI) for a maximum total time of 6 minutes per area of the skin (3 min. CLEAN, 3 min. NUTRI) on any one day.
- Do not use treatments with the EMS LIFT and FIRM programmes and the RF SHAPE and STRET programmes on an area of the skin twice on the same day. Keep to a total treatment time of 3 minutes per area of skin on anyone day.
- Keep the Face Lifter and the serums out of reach of children. Do not store the serums and gel above 25° C.
- If your skin reacts to applications, it is your personal responsibility to seek medical advice by way of precaution.

# CONTRAINDICATIONS

THE FACE LIFTER MAY NOT BE USED IN CERTAIN CASES.

- By persons who wear a cardiac pacemaker or an ICD (implantable cardioverter defibrillator).
- By persons with metal-containing intrauterine pessaries (coil) or with metallic implants in the area of the current flow or permanent fillers in the treatment area.
- By persons with a thyroid hyperfunction, in the front neck and chest area.
- By persons with multiple sclerosis.
- By persons who are pregnant or breastfeeding.
- By persons on or in the area of a diseased (malignant) or operated part of the skin in the treatment area.
- By persons who currently have serious diseases, e.g. heart disease.
- By persons who have a weakened immune system, or who have immunosuppressing diseases or take immunosuppressors.
- By persons who have symptoms that can be activated by heat, e.g. recurring herpes simplex (in the treatment area).
- By persons who have symptoms on the skin in the treatment area, which are not suitable for treatment, e.g. wounds, psoriasis, eczema or rashes.
- By persons who have had surgery, laser treatment or deep-action chemical peeling in the treatment area within the past 3 months or the consequences of such interventions have not yet completely receded.
- Under 18 years.

## PLEASE NOTE:

Only you know your own personal health history. Use of the BYAS Face Lifter and the BYAS special care products is therefore your own personal responsibility. If you are uncertain about their use or side effects, please always seek medical advice.




# CARE AND USAGE INSTRUCTIONS

- Store the Face Lifter in a dry place. The device is not waterproof. Do not wash the device with water and do not hold it under the running water.
- Clean the bipolar application discs with a damp cloth after each use. The device must always be completely switched off during cleaning. Do not use any aggressive or chemical cleaning agents.
- The programmed time for each application is 3 minutes. If the Face Lifter is then not used, the device switches to Standby mode within 1 minute. If the device is not reused within 8 minutes it switches itself off automatically.
- An application can be interrupted by pressing the PAUSE button. The Face Lifter then switches to Standby mode automatically. If the programme is not continued within 8 minutes, the device switches itself off automatically.
- The nominal input voltage is 110 V to 240 V alternating voltage. This means that you can take the Face Lifter with you when you travel and use it in the whole world.
- Always keep electrical contacts clean, free of dust and dry.
- Do not use the Face Lifter while the battery is charging.
- Service work may only be carried out by authorised persons or companies.


## BATTERY CHARGING

- Fully charged, the Face Lifter operates for around 1 hour.
- Start charging if the battery symbol in the display of the Face Lifter only shows one bar.
- To charge the Face Lifter place it on the connection pin in the base. Connect the USB cable with the USB mains plug and plug it into a socket. Alternatively, you can also plug the cable into the USB connection of a computer or laptop and charge the Face Lifter this way.
- You can recognise the active charging process by the bars that move in the battery symbol on the display. At the same time an upward counting time indicator appears.
- When the battery is completely charged, the Face Lifter switches off automatically. After charging, always remove the USB cable between the base and the mains plug or computer. You can then leave the Face Lifter in the base.
- To optimally support the life of the battery you should not start the first 2 or 3 charging processes until only 1 bar is displayed in the battery symbol. You must also wait for charging to be stopped automatically by the device.

# TECHNICAL SPECIFICATIONS

DEVICE NAME 	
Device	WFL-000-02
Series	GEORSCI-1910WI

HAND-HELD DEVICE 	
Voltage	max. 60 V
Battery	Lithium/Ionen
Main voltage	3,5 V
Weight	150 g (gross)
Dimensions	150 mm x 50 mm x 36 mm

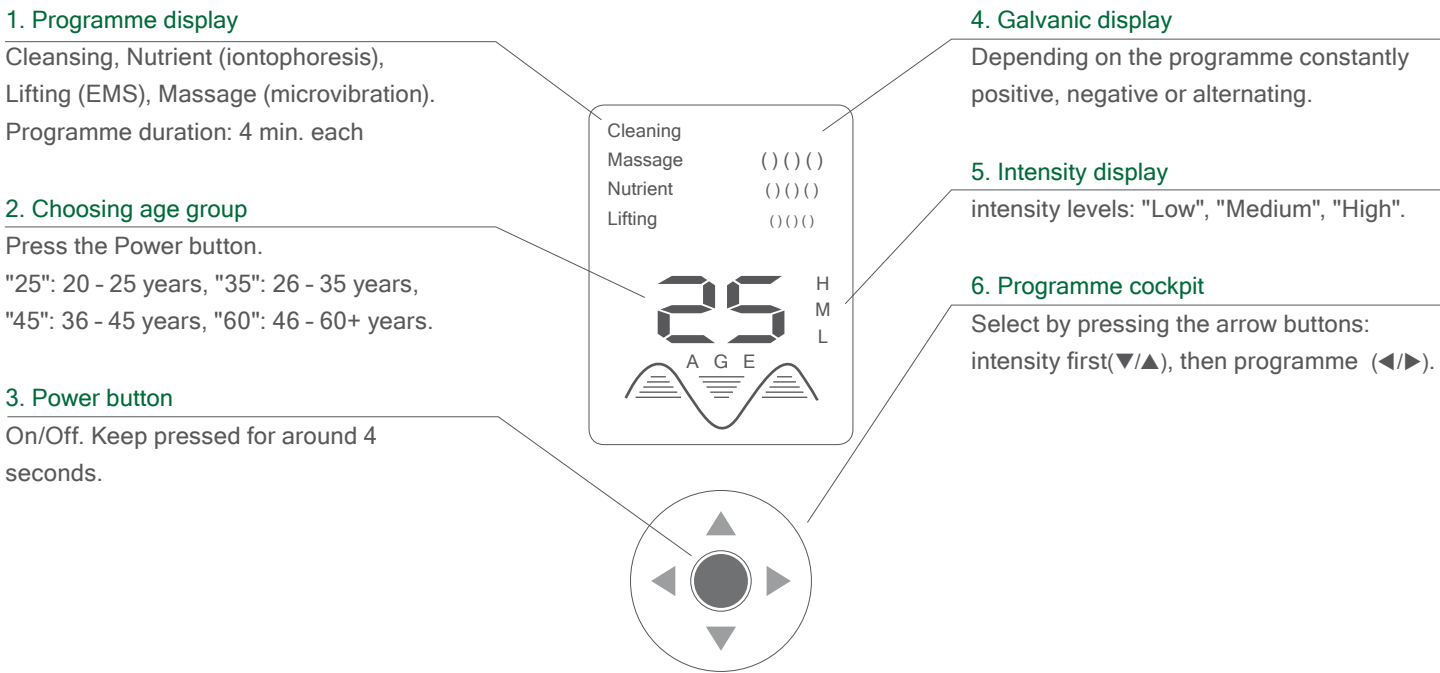


# FACE LIFTER 1 (BIONIC LIFTER)

## BRIEF OVERVIEW

The Face Lifter 1 has two main iontophoresis programmes and two additional programmes (EMS and microvibration). You can also choose between four age groups and three intensity levels. The Face Lifter 1 does not have any radio frequency technology and can therefore not be used to breakdown subcutaneous fat in the cheek, chin and neck areas.

Carry out applications with the Face Lifter 1 only with the special BYAS serums.





#### 7. Monopolar application disc

Always keep this area covered with serum during treatment.

#### 8. Contact strips

With each iontophoresis application the contact strips must always be touched on both sides, otherwise the necessary current flow does not occur.

#### 9. Battery indicator light

Charge until the red indicator light goes out. Start charging only if the device is fully discharged.

#### Additional information:

1. If you treat another person with the Face Lifter 1, ensure that your free hand touches the other person (skin contact). This is the only way for the necessary current flow to occur and for the device to work properly.
2. Follow the descriptions for the Face Lifter 2 for programme, application and product guidance. Please do not use the additional "Lifting" and "Massage" programmes more than 1x per week, and always together with the BYAS Rejuvenating Supreme Serum.



WELLSTAR GMBH & CO. KG

Charlottenstraße 4 | 10969 Berlin | Deutschland

Tel.: +49 (0)30. 47 37 28 - 0 | Fax: +49 (0)30. 47 37 28 - 11

[www.wellstar-company.com](http://www.wellstar-company.com)

BYAS®, BYAS SENSATION®, BYAS MOVE®, BionicLifter® und LIPOrelease® are registered trademarks.

MST® is a registered brand and patented technology.

© All rights reserved by WellStar GmbH. Copying and editing exceeding the copyright framework are not permitted without prior written permission.

